

# CARMIGNAC EQUITY SELECTION

## INVESTMENT OBJECTIVE

This Sub-Fund is actively managed meaning that the Management Company is taking investment decisions with the intention of achieving the Sub-Fund's investment objective with complete discretion with respect to portfolio allocation and overall level of exposure to the market. The deviation from the Benchmark Index may be significant in terms of weighting proportion as the Sub-Fund will not necessarily invest in all the constituents of the Benchmark Index. The investment objective of the Fund is to outperform the the Solactive GBS CW DM US & Europe EUR Index NTR (SCWUEEN) (the "Benchmark Index") over a long-term horizon by exploiting investment opportunities on the equity markets, while providing a fixed stream of distributions.

## PERFORMANCE SINCE INCEPTION



Performance	MTD	YTD	3 Months	6 Months	1 Year	3 Years	Since Launch
CARMIGNAC EQUITY SELECTION Class I (EUR) DIST	-0.51%	-10.18%	-1.13%	-11.86%	-9.99%	-	12.40%
Solactive GBS CW DM US & Europe EUR Index NTR	0.36%	3.92%	3.30%	-0.98%	8.90%	-	40.29%

### PAST PERFORMANCE DOES NOT REFLECT FUTURE PERFORMANCE

The performance of SOLYS CARMIGNAC EQUITY SELECTION I above is the NAV of Class I plus dividend, to be consistent with the Solactive indices, which are being shown as 'dividends reinvested'.

5 best performing	Allocation	Perf. MTD*	Perf. YTD*	Contr. MTD	Contr. YTD
NOVO NORDISK A/S-B	1.60%	15.39%	-42.03%	0.49%	-0.08%
APPLE INC	1.45%	9.29%	-18.84%	0.06%	-0.40%
GALDERMA GROUP AG	1.56%	8.63%	40.05%	0.12%	1.57%
ALPHABET INC-CL A	1.52%	8.30%	-1.40%	0.00%	-0.28%
SHERWIN-WILLIAMS CO/THE	1.49%	8.16%	-4.48%	0.16%	1.04%

\*Performances are calculated in portfolio currency

5 worst performing	Allocation	Perf. MTD*	Perf. YTD*	Contr. MTD	Contr. YTD
INTUIT INC	1.28%	-17.07%	-6.53%	-0.10%	-0.32%
ORACLE CORP	1.30%	-13.02%	20.20%	-0.15%	-0.37%
ALCON INC	1.34%	-12.06%	-16.74%	-0.09%	-0.40%
BEIERSDORF AG	1.41%	-9.87%	-19.59%	-0.00%	-1.03%
KINGSPAN GROUP PLC	1.34%	-9.29%	-4.93%	-0.06%	0.89%

\*Performances are calculated in portfolio currency

29 August 2025

## CHARACTERISTICS

### Legal structure

SICAV

### Class

I

### Currency

EUR

### Inception date of the share class

26th April 2023

### Dividend

Distribution

### Management company

SG IS (FRANCE)  
(Groupe SOCIETE GENERALE)

### Custodian

SOCIETE GENERALE LUXEMBOURG

### ISIN

LU2544562502

### Minimum deposit

EUR 1000

### Minimum followup deposit

-

### Issue fee/Exit fee

Up to 5% / Up to 1%

### Management and administrative fees

0.93%

### Performance fee

-

### Liquidity

Daily

## KEY FACTS

### Fund net asset value (M EUR)

19.87 Mio. EUR

### Performance annualized\*

5.11%

### Leverage

0.79

All performances are calculated on the basis of official net asset values net of fees.

\*Since inception

## RISK INDICATORS

	Since inception Class*
Volatility	14.88%
Sharpe Ratio	0.13
Maximum Drawdown	-21.81%
Beta	1.06

\*Since inception

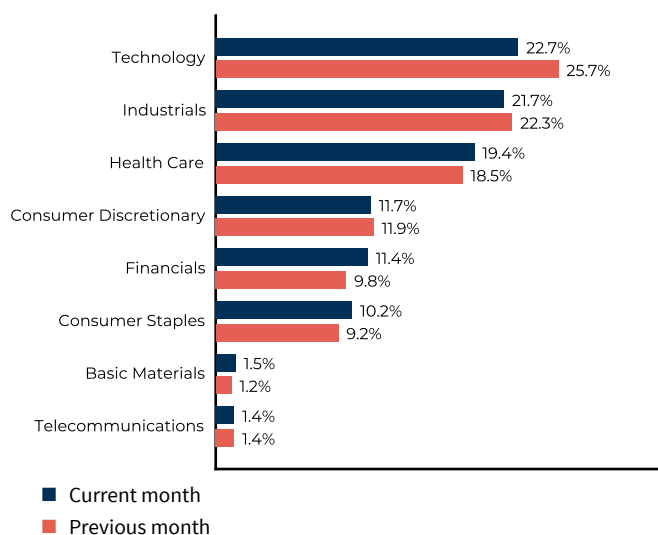
## MONTHLY PERFORMANCES OF THE FUND

	Jan	Feb	Mar	Apr	May	Jun	Jul	Aug	Sep	Oct	Nov	Dec	YTD
2023				1.96%	0.85%	5.11%	0.95%	-3.20%	-5.92%	-5.02%	11.38%	6.18%	11.62%
2024	2.66%	5.97%	2.87%	-5.97%	1.19%	2.95%	1.56%	0.48%	1.66%	-4.52%	4.52%	-1.22%	12.11%
2025	4.63%	-2.61%	-8.55%	-4.89%	2.50%	0.06%	-0.68%	-0.51%					-10.18%

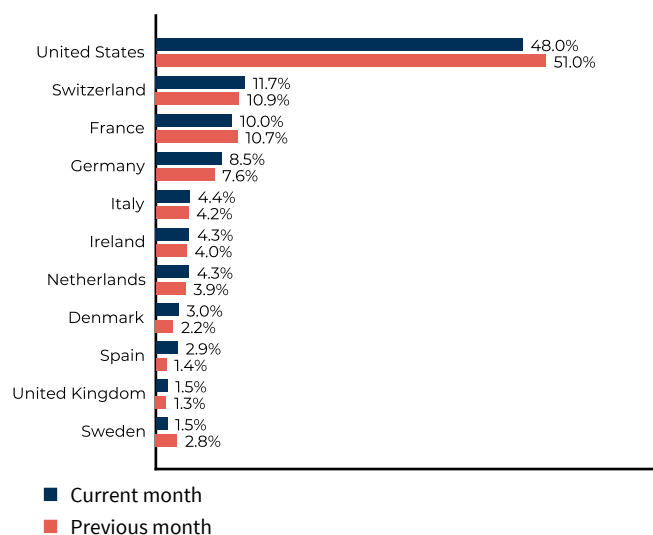
Past performance does not reflect future performance.

\*Since inception

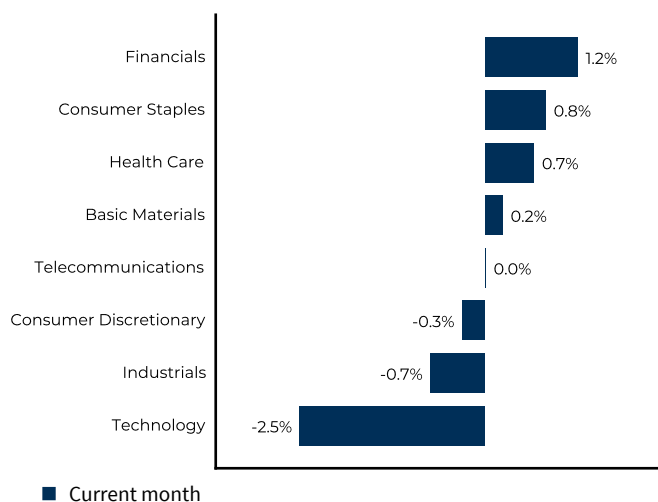
## SECTOR ALLOCATION



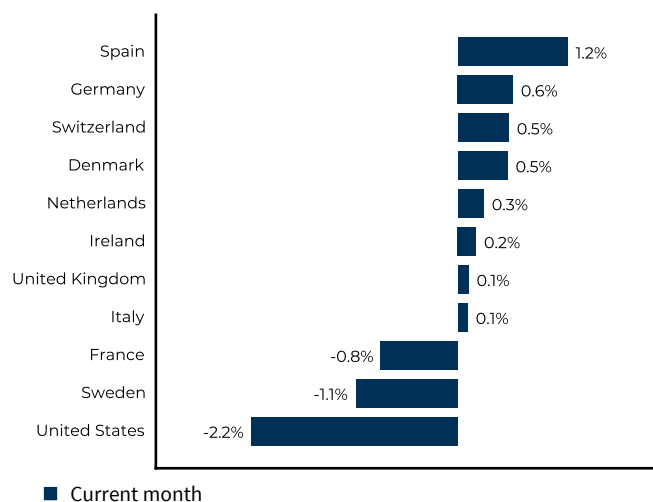
## GEOGRAPHIC ALLOCATION



## MONTHLY CONTRIBUTIONS PER SECTOR



## MONTHLY CONTRIBUTIONS PER REGION



## MONTHLY COMMENT

The economic data from the summer confirm resilient growth in the main economies. In the eurozone, Q2 growth reached 0.1% quarter-on-quarter, in line with an annual growth of 1% for 2025. Differences remain marked between the main economies: southern economies still show strong momentum, while growth is more moderate in northern economies, with 0.3% in France and a further contraction of activity in Germany. Inflation in August, at 2.1% for total inflation and 2.3% for core inflation, confirms the continuation of the disinflationary trend. In this context, the ECB maintained its key interest rate at 2% in July and is expected to keep it at this level at the September meeting.

In the United States, although economic data remain disrupted by the trade war, underlying data show an economy gradually slowing to a pace of 1.5%-2%, with a less dynamic labor market but a resurgence of inflation. Indeed, after the contraction in the first quarter, GDP recorded an expansion of 3.3% quarter-on-quarter annualized and domestic demand expanded by 1.5%. Labor market data show a clear slowdown in job creation but an unemployment rate still low at 4.2% in July. Tariffs are beginning to have an effect on inflation, with July's PCE inflation at 2.6% year-on-year. The slowdown in the labor market has led the Fed to announce a gradual easing of its monetary policy, with a rate cut very likely at the September meeting.

In this context, equity markets showed an upward trend in August. On the US markets, the S&P 500 increased by 1.9% in August while the Nasdaq rose 0.8% over the same period, supported by strong profit growth, notably in the AI sector (profits of the Magnificent 7 were up 27% year-on-year in Q2-25). On the European side, the increase was somewhat more modest, with the Euro Stoxx 50 up 0.6% in August, notably with a 1% decline in the CAC 40 following new political tensions.

## DISCLAIMER

This document has been prepared for informational purposes only and has no contractual value. It is not intended to provide an investment service and does not constitute an offer, or a solicitation of an offer, or a personalized recommendation to buy or sell any financial instrument or service. It does not constitute legal, accounting or tax advice from Société Générale Investment Solutions (France). The reference to certain financial instruments, if any, is given by way of illustration to highlight certain financial instruments present or that have been present in the fund's portfolio. It does not constitute a recommendation to invest in these instruments. The information presented in this document is based on market data at a given moment and may change without prior notice. Past performances do not guarantee future results. This document does not contain all the necessary and sufficient information to make an investment decision. Before any subscription of the product referred to in this document, the investor must read all the information contained in the regulatory documentation of the product, in particular, if applicable, the Key Information Document and the Prospectus, available on request from his advisor and Société Générale Investment Solutions (France) and available, if applicable, on the Société Générale Investment Solutions (France) website <https://www.investmentsolutions.societegenerale.fr>. In particular, we invite you to take note of the costs and charges of the fund, which have a negative impact on its performance, as well as the risk factors specific to the product. The potential investor must also ensure that the product is compatible with its financial situation, investment objectives, knowledge and experience in financial instruments, its degree of acceptance of the risk and its ability to bear the risk losses and its preferences regarding the sustainability of financial products. Consequently, Société Générale Investment Solutions (France) cannot be held liable, directly or indirectly, for any consequences, in particular financial consequences, resulting from transactions in financial instruments concluded on the basis of this document alone, which does not replace the regulatory documents and the fund's periodic information documents. This product may be subject to restrictions with regard to certain persons or in certain countries under national regulations applicable to said persons or in said countries. In particular, it may not be offered or sold, directly or indirectly, for the benefit of or on behalf of a U.S. person as defined in Regulation S and/or FATCA. You should ensure that you are authorized to subscribe to this product. This document has been issued Société Générale Investment Solutions (France). It may not be communicated and may not be reproduced in whole or in part, to a third party (except your own adviser subject to confidentiality obligation) without Société Générale Investment Solutions (France)'s prior written consent. Société Générale Investment Solutions (France), a portfolio management company approved by the Autorité des marchés financiers under number GP-06000029, S.A.S with a capital of € 2,000,000, headquartered in 29 Boulevard Haussmann, 75 009 Paris, registered in the Paris Trade and Companies Register under number 450 777 008 and registered with ORIAS as an insurance intermediary under number 24007754. Further details are available on the Société Générale Investment Solutions (France) website: <https://www.investmentsolutions.societegenerale.fr>. N°ADEME: FR231725\_01YSGB