

EQUINOX TRANSATLANTIC

INVESTMENT OBJECTIVE

The investment objective of SOLYS – Equinox Transatlantic (the "Sub-Fund") is to generate performance over a long-term horizon by exploiting investment opportunities on the equity markets with a major component on Euro zone equity markets, while providing a fixed stream of distributions. There is no pertinent or relevant benchmark index for the Sub-Fund, due to its actively managed investment strategy. Investor may however choose to use the Solactive GBS CW DM US & Eurozone EUR Index NTR (SCWUEZEN). The Index is a broad liquid equity index (approximately 800 stocks) based on a custom weighting (50% US and 50% Eurozone).

The Fund is actively managed, the equity exposure may significantly deviate from the components of the Benchmark Index. The fund is article 6 of SFDR. The Portfolio exposure to each of the two (2) following indices (Euro Stoxx 50 Price EUR Index (SX5P); and the (S&P 500 Index (SPX Index) will be predominantly weighted in accordance with (the "Methodology") developed by the Management Company. The Management Company retains discretion to deviate from such Methodology on an exceptional basis. The Portfolio consists primarily of financial futures positions rolled on financial indices. Rolled financial futures composing the Portfolio will be selected by a proprietary methodology designed by the Management Company which relies on a financial analysis that ranks the instruments of the Investment Universe. The variable exposure mechanism implemented by the Fund aims to provide the Fund with an average exposure to equity markets over five (5) years that exceeds 80%. The Portfolio will be rebalanced monthly respecting the methodology. However, the Management Company may decide to rebalance the Portfolio at any time at its discretion (the "Rebalancing Date"). In order to enhance the Sub-Fund's performance, the total exposure of the Portfolio over the Euro Stoxx 50 Price EUR Index (SX5E) and the S&P 500 Index (SPX Index) is fixed at a permanent level of 150%.

The Fund activated share class distributes a fixed dividend of EUR 5 per fund unit per year, divided into 12 identical monthly payments.

PERFORMANCE SINCE INCEPTION

DUE TO MIFID II REGULATION, FUND PERFORMANCES ARE NOT DISPLAYED IN THIS DOCUMENT.

Performance	MTD	YTD	3 Months	6 Months	1 Year	3 Years	Since Launch
EQUINOX TRANSATLANTIC Class I (EUR)	-	-	-	-	-	-	-
Solactive CW DM US & Eurozone EUR Index NTR	0.62%	1.06%	-	-	-	-	1.06%

PAST PERFORMANCE DOES NOT REFLECT FUTURE PERFORMANCE

5 best performing	Allocation	Perf. MTD*	Perf. YTD*	Contr. MTD	Contr. YTD
S&P 500 Index - European Large Cap Equity	66.74%	1.43%	17.69%	1.43%	4.44%
S&P 500 Index - US Large Cap Equity Index 4	33.26%	0.63%	11.51%	-0.38%	1.09%

***Performances are calculated in portfolio currency**

5 worst performing	Allocation	Perf. MTD*	Perf. YTD*	Contr. MTD	Contr. YTD
S&P 500 Index - US Large Cap Equity Index 4	33.26%	0.63%	11.51%	-0.38%	1.09%
S&P 500 Index - European Large Cap Equity	66.74%	1.43%	17.69%	1.43%	4.44%

***Performances are calculated in portfolio currency**

29 December 2025

CHARACTERISTICS

Legal structure

SICAV

Class

I

Currency

EUR

Inception date of the share class

13th November 2025

Dividend

Distribution

Management company

SG IS (FRANCE)
(Groupe SOCIETE GENERALE)

Custodian

SOCIETE GENERALE LUXEMBOURG

ISIN

LU3195978245

Minimum deposit

1,000 EUR

Minimum followup deposit

-

Issue fee/Exit fee

Up to 5% / Up to 1%

Management and administrative fees

0.65%

Performance fee

-

Liquidity

Daily

KEY FACTS

Fund net asset value (M EUR)

9.99 Mio. EUR

Performance annualized*

-

Leverage

1.50

All performances are calculated on the basis of official net asset values net of fees.

*Since inception

RISK INDICATORS

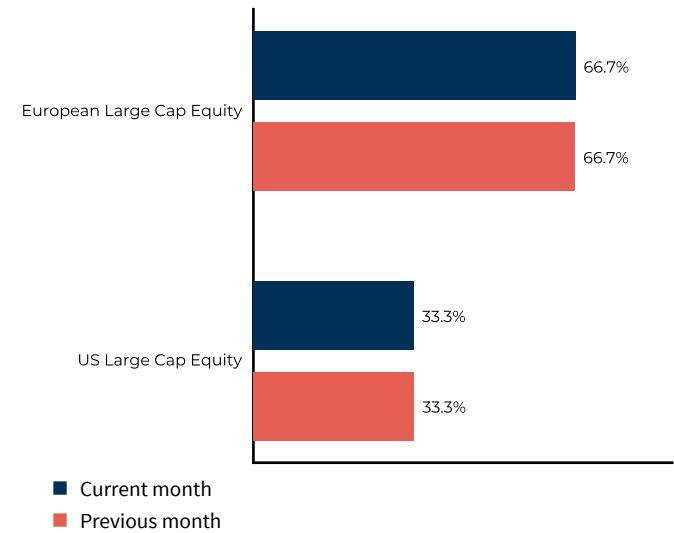
	Since inception Class*
Volatility	15.81%
Sharpe Ratio	0.12
Maximum Drawdown	-4.98%
Beta	1.33

*Since inception

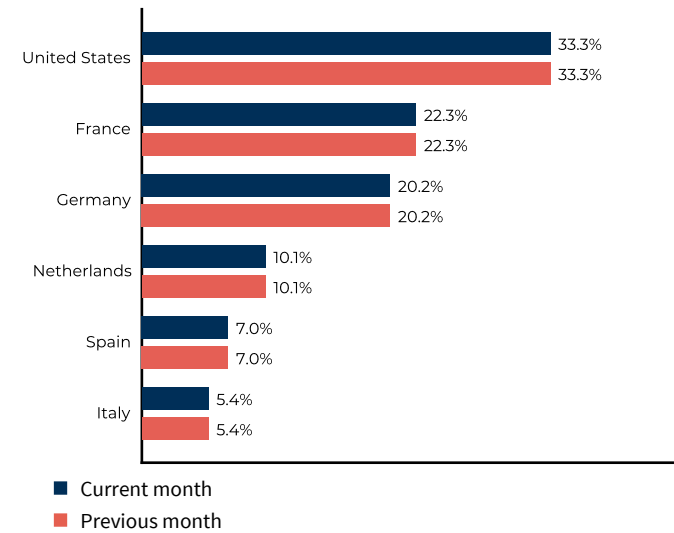
MONTHLY PERFORMANCES OF THE FUND

DUE TO MIFID II REGULATION, FUND PERFORMANCES ARE NOT DISPLAYED IN THIS DOCUMENT.

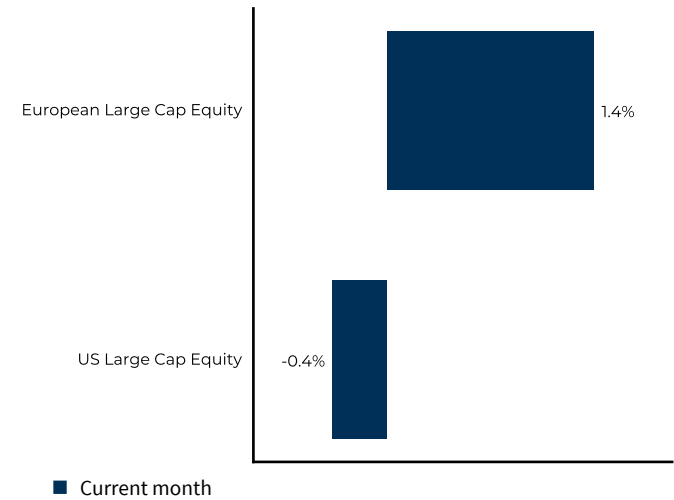
SECTOR ALLOCATION



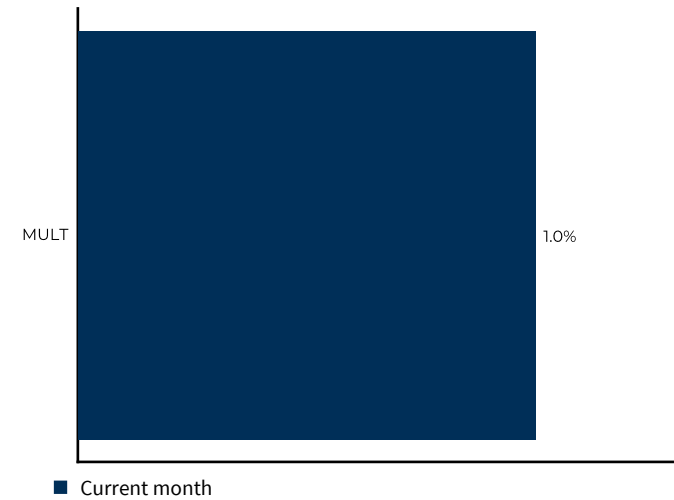
GEOGRAPHIC ALLOCATION



MONTHLY CONTRIBUTIONS PER SECTOR



MONTHLY CONTRIBUTIONS PER REGION



MONTHLY COMMENT

December was a continuation of November, with positive equity markets, driven by a strong performance in the banking sector. It should be noted that, although energy prices are stabilizing, precious metals prices have continued their spectacular performance path, in response to temporary uncertainties about the Fed's actions and policy decisions in the coming months.

In the euro area, headline inflation stood at 2% year-on-year in December, up from 2.1% in November. The decline in headline inflation was driven mainly by energy prices. Headline and core inflation have been in line with the ECB's December forecast, suggesting that the current stance of the ECB remains unchanged.

In China, macroeconomic policy remains prudent, with little short-term fiscal stimulus and modest support expected in 2026. Demand for credit is slowing, liquidity is improving, and the PBOC has been cautious in easing because of margin concerns. House prices are expected to continue to decline without major easing.

As yield curves continue to stabilize, investors should focus again on strong corporate earnings once the lack of visibility has dissipated.

DISCLAIMER

This document has been prepared for informational purposes only and has no contractual value. It is not intended to provide an investment service and does not constitute an offer, or a solicitation of an offer, or a personalized recommendation to buy or sell any financial instrument or service. It does not constitute legal, accounting or tax advice from Société Générale Investment Solutions (France). The reference to certain financial instruments, if any, is given by way of illustration to highlight certain financial instruments present or that have been present in the fund's portfolio. It does not constitute a recommendation to invest in these instruments. The information presented in this document is based on market data at a given moment and may change without prior notice. Past performances do not guarantee future results. This document does not contain all the necessary and sufficient information to make an investment decision. Before any subscription of the product referred to in this document, the investor must read all the information contained in the regulatory documentation of the product, in particular, if applicable, the Key Information Document and the Prospectus, available on request from his advisor and Société Générale Investment Solutions (France) and available, if applicable, on the Société Générale Investment Solutions (France) website <https://www.investmentsolutions.societegenerale.fr>. In particular, we invite you to take note of the costs and charges of the fund, which have a negative impact on its performance, as well as the risk factors specific to the product. The potential investor must also ensure that the product is compatible with its financial situation, investment objectives, knowledge and experience in financial instruments, its degree of acceptance of the risk and its ability to bear the risk losses and its preferences regarding the sustainability of financial products. Consequently, Société Générale Investment Solutions (France) cannot be held liable, directly or indirectly, for any consequences, in particular financial consequences, resulting from transactions in financial instruments concluded on the basis of this document alone, which does not replace the regulatory documents and the fund's periodic information documents. This product may be subject to restrictions with regard to certain persons or in certain countries under national regulations applicable to said persons or in said countries. In particular, it may not be offered or sold, directly or indirectly, for the benefit of or on behalf of a U.S. person as defined in Regulation S and/or FATCA. You should ensure that you are authorized to subscribe to this product. This document has been issued Société Générale Investment Solutions (France). It may not be communicated and may not be reproduced in whole or in part, to a third party (except your own adviser subject to confidentiality obligation) without Société Générale Investment Solutions (France)'s prior written consent. Société Générale Investment Solutions (France), a portfolio management company approved by the Autorité des marchés financiers under number GP-06000029, S.A.S with a capital of € 2,000,000, headquartered in 29 Boulevard Haussmann, 75 009 Paris, registered in the Paris Trade and Companies Register under number 450 777 008 and registered with ORIAS as an insurance intermediary under number 24007754. Further details are available on the Société Générale Investment Solutions (France) website: <https://www.investmentsolutions.societegenerale.fr>. N°ADEME: FR231725_01YSGB