

INVESTMENT OBJECTIVE

This Sub-Fund is actively managed meaning that the Management Company is taking investment decisions with the intention of achieving the Sub-Fund's investment objective with complete discretion with respect to portfolio allocation and overall level of exposure to the market. The deviation from the Benchmark Index may be significant in terms of weighting proportion as the Sub-Fund will not necessarily invest in all the constituents of the Benchmark Index. The investment objective of the Sub-Fund is to outperform the Solactive GBS CW DM US & Eurozone EUR Index NTR (SCWUEZEN) over a long term horizon by exploiting investment opportunities on the equity markets, while providing a fixed stream of distributions.

PERFORMANCE SINCE INCEPTION



Performance	MTD	YTD	3 Months	6 Months	1 Year	3 Years	Since Launch
COMPASS TRANSATLANTIC Class I (EUR) DIST	-6.23%	1.77%	1.77%	5.07%	4.67%	45.64%	49.93%
Solactive GBS CM US & Eurozone EUR Index TR	-5.57%	-2.59%	-2.59%	1.06%	11.58%	48.70%	53.66%

PAST PERFORMANCE DOES NOT REFLECT FUTURE PERFORMANCE

The performance of Solys Compass Transatlantic Sicav Class I above is the NAV of Class I plus dividend, to be consistent with the Solactive index, which are being shown as 'dividends reinvested'.

5 best performing	Allocation	Perf. MTD*	Perf. YTD*	Contr. MTD	Contr. YTD
ENI SPA	3.14%	27.88%	57.34%	0.17%	3.71%
PALO ALTO NETWORKS INC	0.17%	10.23%	-12.63%	0.04%	-0.27%
INTUIT INC	0.03%	8.24%	-34.57%	-0.01%	-0.66%
DEUTSCHE BOERSE AG	0.13%	8.05%	12.00%	-0.03%	-0.58%
CROWDSTRIKE HOLDINGS INC - A	0.02%	7.46%	-16.47%	-0.01%	-0.42%

*Performances are calculated in portfolio currency

5 worst performing	Allocation	Perf. MTD*	Perf. YTD*	Contr. MTD	Contr. YTD
VONOVIA SE	0.40%	-24.85%	-11.49%	0.46%	0.50%
COMPAGNIE DE SAINT GOBAIN	0.03%	-18.76%	-18.91%	-0.03%	-0.56%
SCHNEIDER ELECTRIC SE	0.29%	-17.20%	-3.05%	-0.09%	-1.93%
DEUTSCHE BANK AG-REGISTERED	2.19%	-17.10%	-23.31%	-0.13%	1.96%
INFINEON TECHNOLOGIES AG	1.27%	-17.08%	4.23%	-0.27%	0.95%

*Performances are calculated in portfolio currency

CHARACTERISTICS

Legal structure

SICAV

Class

I

Currency

EUR

Inception date of the share class

28th March 2023

Dividend

Distribution

Management company

SG IS (FRANCE)
(Groupe SOCIETE GENERALE)

Custodian

SOCIETE GENERALE LUXEMBOURG

ISIN

LU2544561520

Minimum deposit

EUR 1000

Minimum followup deposit

-

Issue fee/Exit fee

Up to 5% / Up to 1%

Management and administrative fees

0.75%

Performance fee

-

Liquidity

Daily

KEY FACTS

Fund net asset value (M EUR)

25.96 Mio. EUR

Performance annualized*

14.41%

Leverage

1.05

All performances are calculated on the basis of official net asset values net of fees.

*Since inception

RISK INDICATORS

	Since inception Class*
Volatility	15.07%
Sharpe Ratio	0.77
Maximum Drawdown	-22.53%
Beta	1.16

*Since inception

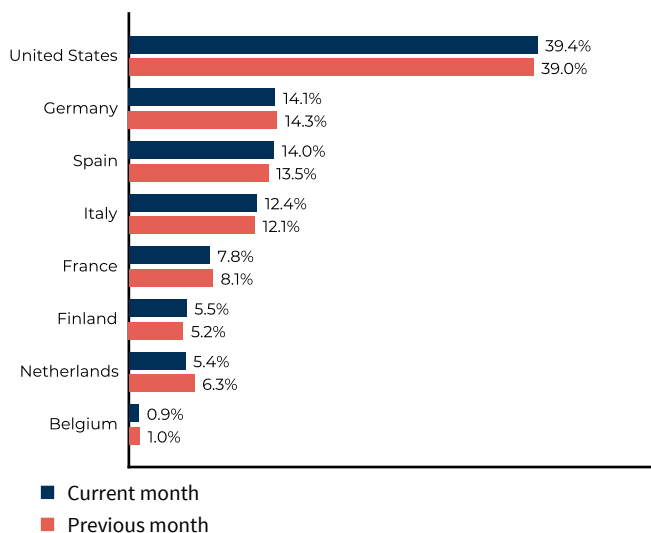
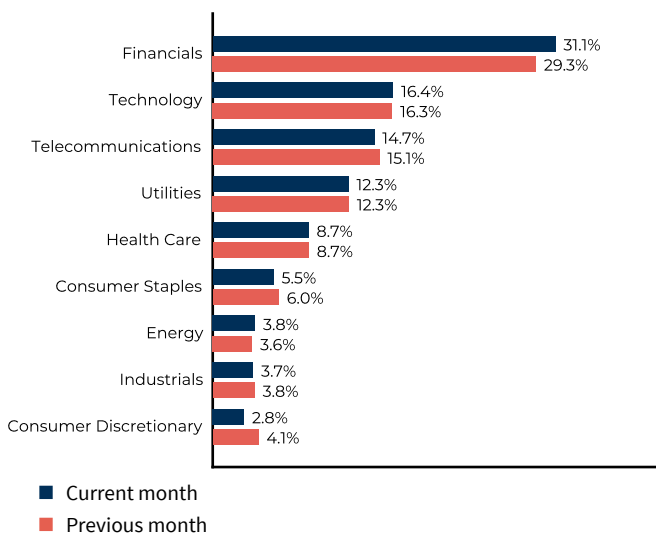
MONTHLY PERFORMANCES OF THE FUND

	Jan	Feb	Mar	Apr	May	Jun	Jul	Aug	Sep	Oct	Nov	Dec	YTD
2023			2.95%	1.23%	0.89%	4.82%	2.08%	-1.37%	-3.06%	-2.87%	8.82%	4.51%	18.82%
2024	6.12%	6.81%	5.99%	-4.37%	3.94%	2.00%	0.10%	-2.91%	2.17%	-1.94%	5.41%	0.18%	25.24%
2025	4.49%	0.87%	-8.67%	-7.78%	3.34%	0.14%	2.22%	-0.93%	3.06%	3.44%	-1.23%	1.05%	-1.00%
2026	3.53%	4.83%	-6.23%										1.77%

Past performance does not reflect future performance.
*Since inception

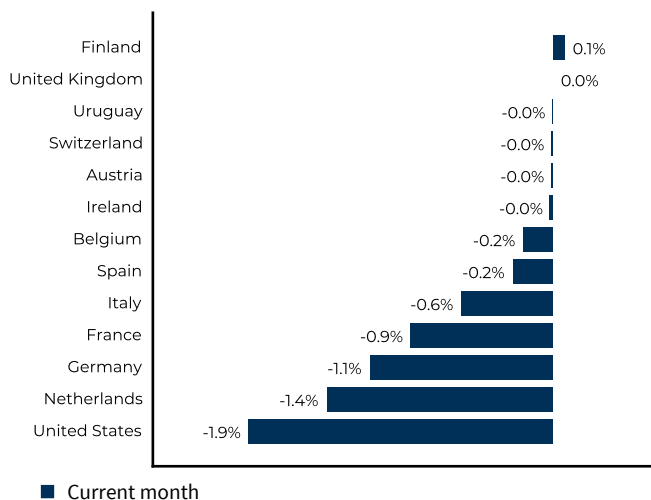
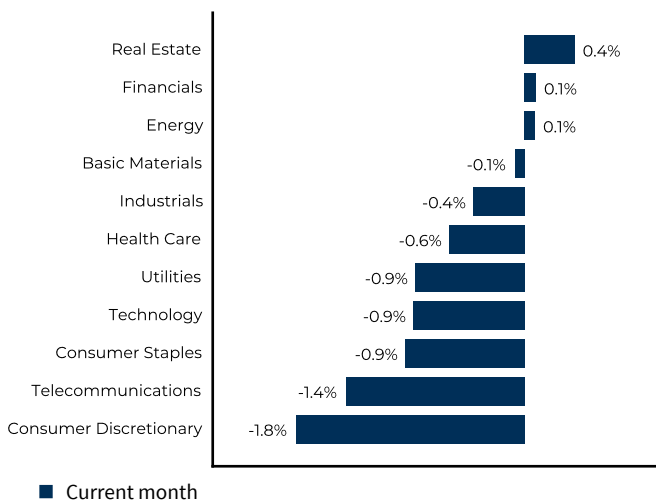
SECTOR ALLOCATION

GEOGRAPHIC ALLOCATION



MONTHLY CONTRIBUTIONS PER SECTOR

MONTHLY CONTRIBUTIONS PER REGION



MONTHLY COMMENT

The month of March was heavily marked by the conflict in the Middle East and the closure of the Strait of Hormuz, reigniting tensions in hydrocarbon markets. Oil has been at the heart of the crisis, with significant volatility: Brent surged by 46% in March (+70% YTD) and WTI by 56% (+78% YTD), rekindling fears of a renewed wave of global inflation.

In the United States, the first activity indicators for March—the Purchasing Managers' Index (PMI)—signal a slight slowdown. The composite index fell by 0.5 points compared with February, reaching 51.4, while still remaining in expansion territory.

U.S. consumer inflation (CPI) for February remained stable compared with January, at 2.4%, and 2.5% for core inflation. At its March 18 meeting, the Federal Reserve kept its policy rates within the 3.50% to 3.75% range. Market expectations shifted considerably over the month, moving from anticipating two rate cuts to expecting one rate hike by year-end.

In the euro area, the PMI survey also points to a slowdown in activity. The composite index declined from 51.9 in February to 50.5 in March, but this drop stems mainly from services, while the manufacturing sector improved slightly. Eurozone inflation reached 2.5% in March, a 0.6point increase compared with February, surpassing the European Central Bank's (ECB) 2% target. The ECB is maintaining its policy rate at 2.00% for now but stated it is ready to act if inflationary pressures persist. The institution also revised its growth forecast downward—to 0.9% for 2026 (-0.3 points compared with December)—and its inflation forecast upward (+2.6%). As in the U.S., market expectations shifted significantly, with investors now anticipating three rate hikes over the course of the year. In this turbulent context, equity markets experienced a sharp correction and turned negative. In March, U.S. indices posted heavy losses: -5.5% for the S&P 500 and -5.17% for the Nasdaq 100. In the euro area, which is more sensitive to energy-related tensions, rising prices have weighed even more on markets: the EUROSTOXX fell by more than 8%, the CAC 40 by 9%, the DAX by 10%, and the IBEX by 7%.

DISCLAIMER

This document has been prepared for informational purposes only and has no contractual value. It is not intended to provide an investment service and does not constitute an offer, or a solicitation of an offer, or a personalized recommendation to buy or sell any financial instrument or service. It does not constitute legal, accounting or tax advice from Société Générale Investment Solutions (France). The reference to certain financial instruments, if any, is given by way of illustration to highlight certain financial instruments present or that have been present in the fund's portfolio. It does not constitute a recommendation to invest in these instruments. The information presented in this document is based on market data at a given moment and may change without prior notice. Past performances do not guarantee future results. This document does not contain all the necessary and sufficient information to make an investment decision. Before any subscription of the product referred to in this document, the investor must read all the information contained in the regulatory documentation of the product, in particular, if applicable, the Key Information Document and the Prospectus, available on request from his advisor and Société Générale Investment Solutions (France) and available, if applicable, on the Société Générale Investment Solutions (France) website <https://www.investmentsolutions.societegenerale.fr>. In particular, we invite you to take note of the costs and charges of the fund, which have a negative impact on its performance, as well as the risk factors specific to the product. The potential investor must also ensure that the product is compatible with its financial situation, investment objectives, knowledge and experience in financial instruments, its degree of acceptance of the risk and its ability to bear the risk losses and its preferences regarding the sustainability of financial products. Consequently, Société Générale Investment Solutions (France) cannot be held liable, directly or indirectly, for any consequences, in particular financial consequences, resulting from transactions in financial instruments concluded on the basis of this document alone, which does not replace the regulatory documents and the fund's periodic information documents. This product may be subject to restrictions with regard to certain persons or in certain countries under national regulations applicable to said persons or in said countries. In particular, it may not be offered or sold, directly or indirectly, for the benefit of or on behalf of a U.S. person as defined in Regulation S and/or FATCA. You should ensure that you are authorized to subscribe to this product. This document has been issued Société Générale Investment Solutions (France). It may not be communicated and may not be reproduced in whole or in part, to a third party (except your own adviser subject to confidentiality obligation) without Société Générale Investment Solutions (France)'s prior written consent. Société Générale Investment Solutions (France), a portfolio management company approved by the Autorité des marchés financiers under number GP-06000029, S.A.S with a capital of € 2,000,000, headquartered in 29 Boulevard Haussmann, 75 009 Paris, registered in the Paris Trade and Companies Register under number 450 777 008 and registered with ORIAS as an insurance intermediary under number 24007754. Further details are available on the Société Générale Investment Solutions (France) website: <https://www.investmentsolutions.societegenerale.fr>. N°ADEME: FR231725_01YSGB