

AB INTERNATIONAL DISRUPTORS

27 February 2026

INVESTMENT OBJECTIVE

The investment objective of SOLYS – AB International Disruptors (the “Sub-Fund”) is to generate performance over the long term by exploiting investment opportunities on the international equity markets while providing a fixed stream of distribution. There is no pertinent or relevant benchmark index for the Sub-Fund, due to its actively managed investment strategy. Investor may however choose to use the Solactive GBS Global Markets Investable Universe EUR Index NTR (SGMIUCEN) for indicative ex-post-performance comparison purposes.

Equities composing the Portfolio will be selected by a proprietary methodology designed by the Investment Manager (the “Methodology”) which relies on a non-financial analysis combined with a financial analysis that includes bias towards equities issued by companies that it considers to offer good prospects for attractive returns relative to general equity markets. The basket of equities comprised within the Portfolio will be rebalanced in compliance with the Methodology on a quarterly basis. However, the Investment Manager may decide to rebalance the Portfolio at any time at its discretion (the “Rebalancing Date”). In order to mitigate risks or enhance the Sub-Fund’s performance, the exposure of the Sub-Fund to the basket of equities comprised within the Portfolio may vary between 0% and 150% on a weekly basis at least. As a result, the exposure may drift between such adjustments.

The Sub-Fund activated share class distributes a fixed dividend of EUR 5 per fund unit per year, divided into 12 identical monthly payments.

PERFORMANCE SINCE INCEPTION

DUE TO MIFID II REGULATION, FUND PERFORMANCES ARE NOT DISPLAYED IN THIS DOCUMENT.

Performance	MTD	YTD	3 Months	6 Months	1 Year	3 Years	Since Launch
SOLYS – AB INTERNATIONAL DISRUPTORS Class I (EUR)	-	-	-	-	-	-	-
Solactive GBS Global Markets Investable Universe EUR	2.36%	3.89%	4.14%	-	-	-	8.40%

PAST PERFORMANCE DOES NOT REFLECT FUTURE PERFORMANCE

The performance of AB International Disruptors above is the NAV of Class I plus dividend, to be consistent with the Solactive GBS (EUR) index, which is being shown as 'dividends reinvested'.

5 best performing	Allocation	Perf. MTD*	Perf. YTD*	Contr. MTD	Contr. YTD
LUMENTUM HOLDINGS INC	0.96%	79.71%	87.07%	-0.28%	-0.20%
CORNING INC	1.02%	46.60%	68.35%	-0.03%	1.27%
SILICON LABORATORIES INC	0.38%	44.25%	53.28%	0.07%	0.47%
CIENA CORP	1.12%	39.12%	45.10%	0.18%	1.38%
ATI INC	1.11%	36.62%	39.49%	0.28%	1.36%

*Performances are calculated in portfolio currency

5 worst performing	Allocation	Perf. MTD*	Perf. YTD*	Contr. MTD	Contr. YTD
FIGURE TECHNOLOGY SOLUT-CL A	0.49%	-55.35%	-41.08%	0.54%	0.56%
UNITY SOFTWARE INC	0.54%	-37.06%	-59.76%	0.01%	0.03%
EPAM SYSTEMS INC	0.47%	-32.09%	-33.74%	-0.12%	0.58%
AST SPACEMOBILE INC	0.72%	-28.46%	10.19%	0.79%	0.82%
ROBINHOOD MARKETS INC - A	0.70%	-23.40%	-35.76%	-0.20%	-1.29%

*Performances are calculated in portfolio currency

CHARACTERISTICS

Legal structure

SICAV

Class

I

Currency

EUR

Inception date of the share class

18th September 2025

Dividend

Distribution

Management company

SG IS (FRANCE)
(Groupe SOCIETE GENERALE)

Custodian

SOCIETE GENERALE LUXEMBOURG

ISIN

LU3040330022

Minimum deposit

EUR 1000

Minimum followup deposit

-

Issue fee/Exit fee

Up to 5% / Up to 1%

Management and administrative fees

1.02%

Performance fee

-

Liquidity

Daily

KEY FACTS

Fund net asset value (M EUR)

10.56 Mio. EUR

Performance annualized*

-

Leverage

1.09

All performances are calculated on the basis of official net asset values net of fees.

*Since inception

RISK INDICATORS

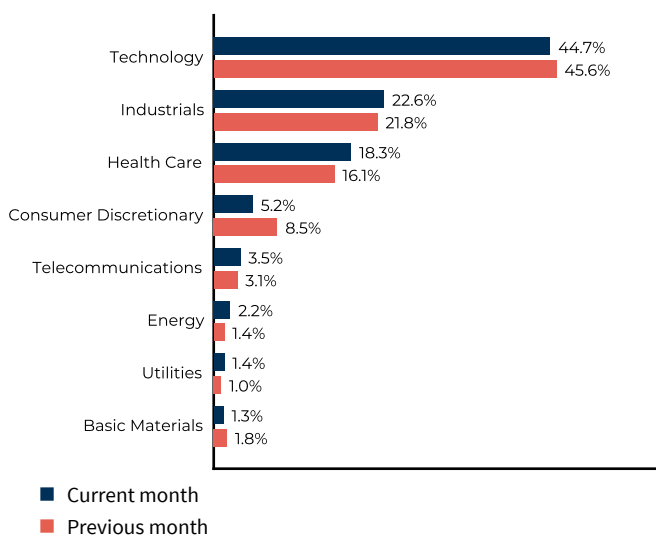
	Since inception
	Class*
Volatility	26.02%
Sharpe Ratio	0.67
Maximum Drawdown	-13.82%
Beta	1.99

*Since inception

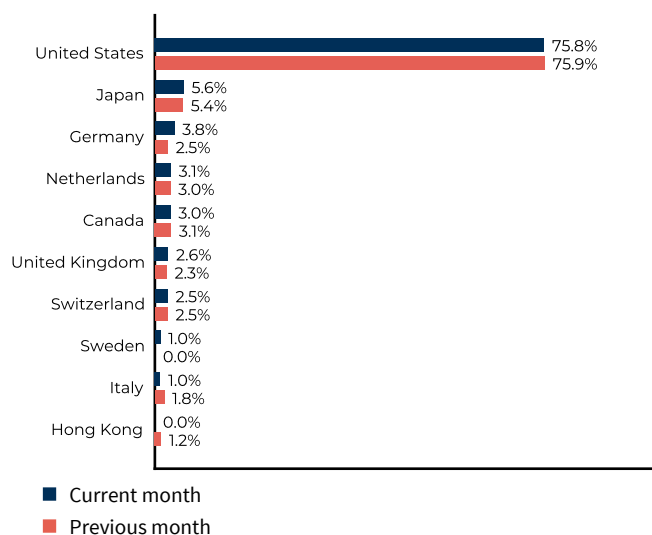
MONTHLY PERFORMANCES OF THE FUND

DUE TO MIFID II REGULATION, FUND PERFORMANCES ARE NOT DISPLAYED IN THIS DOCUMENT.

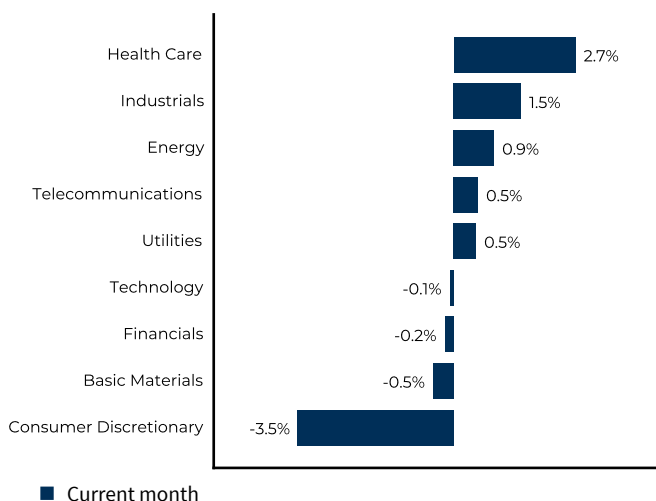
SECTOR ALLOCATION



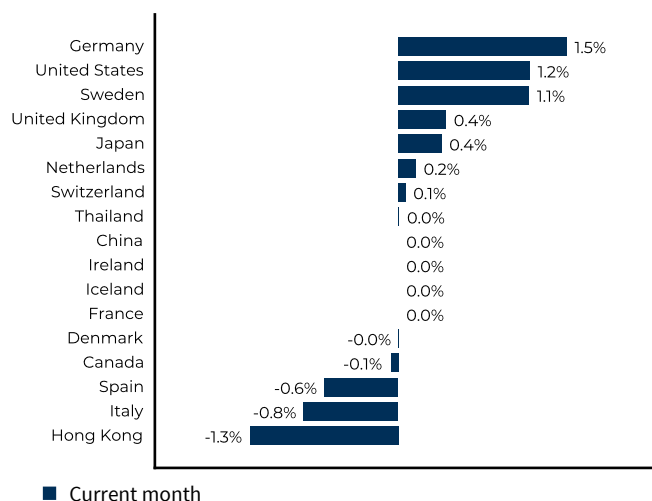
GEOGRAPHIC ALLOCATION



MONTHLY CONTRIBUTIONS PER SECTOR



MONTHLY CONTRIBUTIONS PER REGION



MONTHLY COMMENT

U.S. equities ended February lower. Sector performance showed a rotation out of technology, with basic materials, consumer defensive, and utilities emerging as the main gainers. Technology stocks struggled as Nvidia's strong quarterly results were not enough to ease concerns about AI-related investments and the need for broader market leadership. Producer prices rose more than expected: the producer price index increased by 0.5% in January and 2.9% year-over-year, signaling persistent inflation and suggesting that the Federal Reserve remains far from its 2% target. Services drove much of the increase, with final demand services rising 0.8% in January—the largest monthly gain since July.

In Europe, markets continued their positive momentum, with clear outperformance from energy, utilities, and consumer staples, supported by robust macroeconomic trends, an investment supercycle, and growing datacenter-related demand. European equities also acted as a safe haven from AI-related fears that were pressuring U.S. technology stocks.

DISCLAIMER

This document has been prepared for informational purposes only and has no contractual value. It is not intended to provide an investment service and does not constitute an offer, or a solicitation of an offer, or a personalized recommendation to buy or sell any financial instrument or service. It does not constitute legal, accounting or tax advice from Société Générale Investment Solutions (France). The reference to certain financial instruments, if any, is given by way of illustration to highlight certain financial instruments present or that have been present in the fund's portfolio. It does not constitute a recommendation to invest in these instruments. The information presented in this document is based on market data at a given moment and may change without prior notice. Past performances do not guarantee future results. This document does not contain all the necessary and sufficient information to make an investment decision. Before any subscription of the product referred to in this document, the investor must read all the information contained in the regulatory documentation of the product, in particular, if applicable, the Key Information Document and the Prospectus, available on request from his advisor and Société Générale Investment Solutions (France) and available, if applicable, on the Société Générale Investment Solutions (France) website <https://www.investmentsolutions.societegenerale.fr>. In particular, we invite you to take note of the costs and charges of the fund, which have a negative impact on its performance, as well as the risk factors specific to the product. The potential investor must also ensure that the product is compatible with its financial situation, investment objectives, knowledge and experience in financial instruments, its degree of acceptance of the risk and its ability to bear the risk losses and its preferences regarding the sustainability of financial products. Consequently, Société Générale Investment Solutions (France) cannot be held liable, directly or indirectly, for any consequences, in particular financial consequences, resulting from transactions in financial instruments concluded on the basis of this document alone, which does not replace the regulatory documents and the fund's periodic information documents. This product may be subject to restrictions with regard to certain persons or in certain countries under national regulations applicable to said persons or in said countries. In particular, it may not be offered or sold, directly or indirectly, for the benefit of or on behalf of a U.S. person as defined in Regulation S and/or FATCA. You should ensure that you are authorized to subscribe to this product. This document has been issued by Société Générale Investment Solutions (France). It may not be communicated and may not be reproduced in whole or in part, to a third party (except your own adviser subject to confidentiality obligation) without Société Générale Investment Solutions (France)'s prior written consent. Société Générale Investment Solutions (France), a portfolio management company approved by the Autorité des marchés financiers under number GP-06000029, S.A.S with a capital of € 2,000,000, headquartered in 29 Boulevard Haussmann, 75 009 Paris, registered in the Paris Trade and Companies Register under number 450 777 008 and registered with ORIAS as an insurance intermediary under number 24007754. Further details are available on the Société Générale Investment Solutions (France) website: <https://www.investmentsolutions.societegenerale.fr>. N°ADEME: FR231725_01YSGB