LFDE EUROPEAN SOVEREIGN ECONOMY

INVESTMENT OBJECTIVE

The investment objective of SOLYS – LFDE European Sovereign Economy (the “Sub-Fund”) is to generate performance over the long term by exploiting investment opportunities on the European developed equity markets while providing a fixed stream of distribution. There is no pertinent or relevant benchmark index for the Sub-Fund, due to its actively managed investment strategy. Investor may however choose to use the MSCI Europe EUR Net Total Return Index (M7EU) for indicative ex-post performance comparison purposes.

Equities composing the Portfolio will be selected by a proprietary methodology designed by the Investment Manager (the "Methodology") which relies on a financial analysis with a focus on companies that benefit or contribute to European sovereignty. The basket of equities comprised within the Portfolio will be rebalanced in compliance with the Methodology on a quarterly basis. However, the Investment Manager may decide to rebalance the Portfolio at any time at its discretion (the "Rebalancing Date"). In order to mitigate risks or enhance the Sub-Fund’s performance, the exposure of the Sub-Fund to the basket of equities comprised within the Portfolio may vary between 0% and 150% on a weekly basis at least. As a result, the exposure may drift between such adjustments.

The Sub-Fund activated share class distributes a fixed dividend of EUR 5 per fund unit per year, divided into 12 identical monthly payments.

PERFORMANCE SINCE INCEPTION

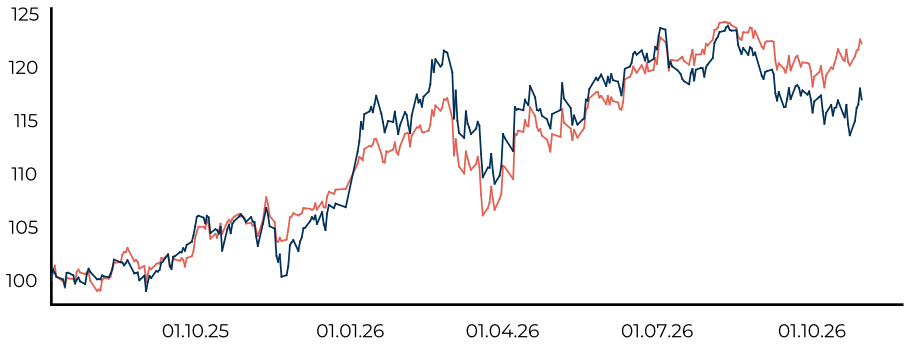

Performance	MTD	YTD	3 Months	6 Months	1 Year	3 Years	Since Launch
LFDE EUROPEAN SOVEREIGN ECONOMY Class I (EUR) Dist	-0.01%	9.46%	-2.73%	1.19%	10.89%	-	16.91%
MSCI Europe EUR Net Total Return Index	2.15%	12.56%	0.15%	7.48%	16.03%	-	22.16%

Performances related to distributing funds are calculated reinvesting dividends

PAST PERFORMANCE DOES NOT REFLECT FUTURE PERFORMANCE
The performance of LFDE EUROPEAN SOVEREIGN ECONOMY Class I above is the NAV of Class I plus dividend, to be consistent with the MSCI indices, which are being shown as 'dividends reinvested'.
****MSCI Europe EUR Net Total Return***

5 best performing	Allocation	Perf. MTD*	Perf. YTD*	Contr. MTD	Contr. YTD
UCB SA	1.10%	37.20%	19.79%	0.05%	0.23%
RELX PLC	1.84%	23.00%	5.48%	0.44%	-1.01%
CAPGEMINI SE	0.76%	22.27%	-7.40%	0.15%	0.00%
DSV A/S	1.15%	20.49%	-12.49%	0.18%	-0.01%
ROCHE HOLDING AG	5.86%	19.03%	28.25%	0.79%	5.42%

****Performances are calculated in portfolio currency***

5 worst performing	Allocation	Perf. MTD*	Perf. YTD*	Contr. MTD	Contr. YTD
BE SEMICONDUCTOR INDUSTRIES	0.53%	-19.71%	17.32%	-0.08%	0.09%
ASM INTERNATIONAL NV	1.02%	-17.82%	41.58%	-0.12%	0.37%
SAFRAN SA	2.78%	-17.55%	-5.26%	-0.67%	-0.30%
BANCO SANTANDER SA	2.68%	-17.12%	3.52%	-0.55%	-0.38%
INFINEON TECHNOLOGIES AG	1.91%	-15.03%	38.68%	-0.12%	0.58%

****Performances are calculated in portfolio currency***

30 October 2026

CHARACTERISTICS

Legal structure
SICAV

Class
I

Currency
EUR

Inception date of the share class
8th July 2025

Dividend
Distribution

Management company
SG IS (FRANCE)
(Groupe SOCIETE GENERALE)

Custodian
SOCIETE GENERALE LUXEMBOURG

ISIN
LU3040330709

Minimum deposit
EUR 1,000

Minimum followup deposit
-

Issue fee/Exit fee
Up to 5% / Up to 1%

Management and administrative fees
0.98%

Performance fee
-

Liquidity
Daily

KEY FACTS

Fund net asset value (M EUR)
10.95 Mio. EUR

Performance annualized*
12.65%

Leverage
1.06

All performances are calculated on the basis of official net asset values net of fees.

*Since inception

RISK INDICATORS

	Since inception Class*
Volatility	14.49%
Sharpe Ratio	0.73
Maximum Drawdown	-10.28%
Beta	1.10

*Since inception

SOCIETE GENERALE
Investment Solutions

LFDE EUROPEAN SOVEREIGN ECONOMY

30 October 2026

MONTHLY PERFORMANCES OF THE FUND

	Jan	Feb	Mar	Apr	May	Jun	Jul	Aug	Sep	Oct	Nov	Dec	YTD
2025							0.74%	-0.78%	4.20%	1.22%	-1.62%	2.98%	6.81%
2026	7.17%	5.97%	-8.77%	4.40%	3.22%	2.18%	-1.36%	0.93%	-3.62%	-0.01%			9.46%

Past performance does not reflect future performance.
*Since inception

SECTOR ALLOCATION

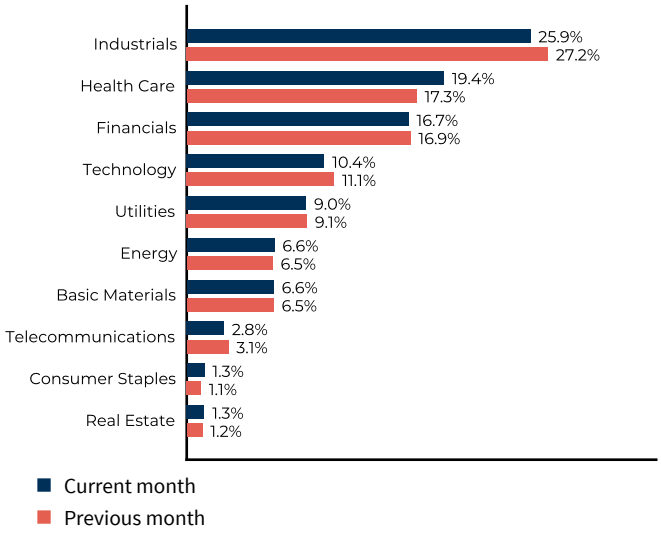

GEOGRAPHIC ALLOCATION

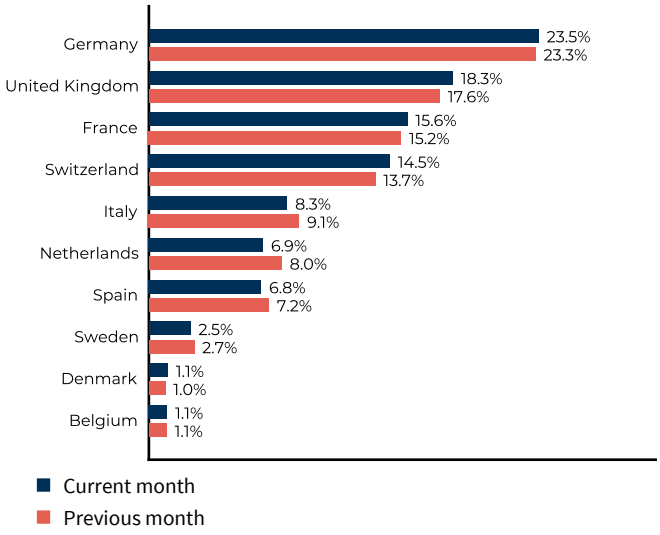

MONTHLY CONTRIBUTIONS PER SECTOR

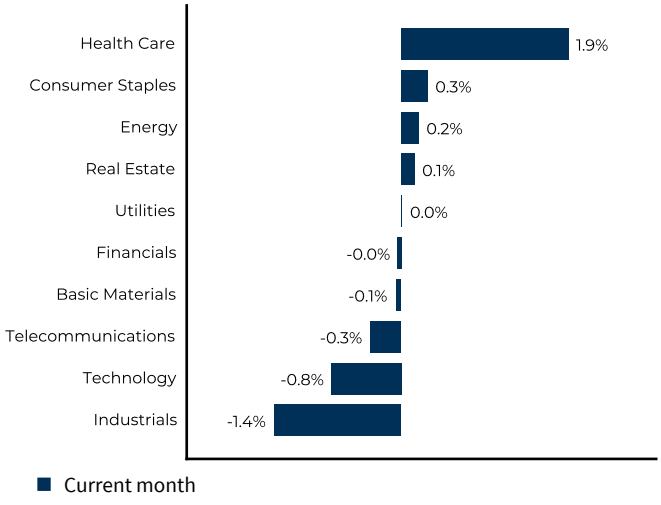

MONTHLY CONTRIBUTIONS PER REGION

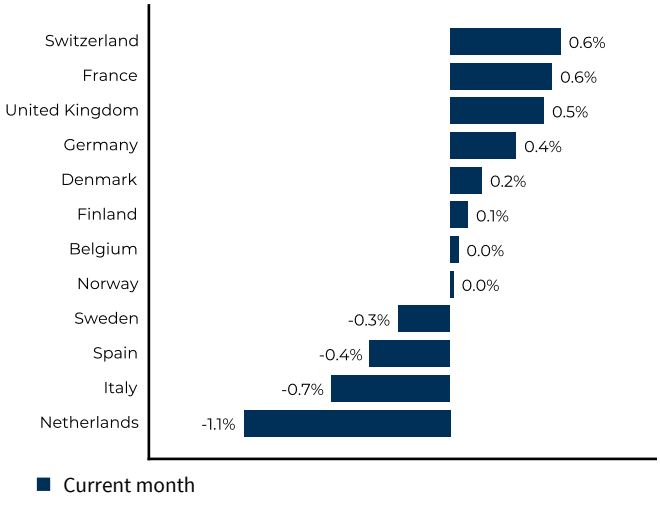

MONTHLY COMMENT

October 2026 highlighted a clear transatlantic divergence. US markets were weighed down by a historic selloff in AI and semiconductor stocks, higher-than-expected inflation, surging oil prices, and extremely bearish investor positioning, with the Nasdaq-100 bearing the brunt of the decline.
In contrast, Europe benefited from its structural underexposure to the AI theme and a rotation toward defensive and industrial sectors. The Stoxx 600 delivered its best monthly performance since June, while France suffered from waning investor interest due to political and fiscal uncertainties, and the Euro Stoxx 50 ended the month lower as a result of its heavier exposure to financials and technology-related stocks.
Central banks maintained a broadly hawkish stance. Both the Federal Reserve (Fed) and the European Central Bank (ECB) had raised rates in September and signaled that further tightening remained possible. Meanwhile, the Bank of England (BoE), although keeping rates unchanged, moved closer to its first rate hike in more than three years.
Strong US third-quarter GDP growth (+3.4%) provided some support to the macroeconomic outlook. However, persistent inflationary pressures and elevated energy costs continued to cloud the interest rate outlook heading into November.

DISCLAIMER

This document has been prepared for informational purposes only and has no contractual value. It is not intended to provide an investment service and does not constitute an offer, or a solicitation of an offer, or a personalized recommendation to buy or sell any financial instrument or service. It does not constitute legal, accounting or tax advice from Société Générale Investment Solutions (France). The reference to certain financial instruments, if any, is given by way of illustration to highlight certain financial instruments present or that have been present in the fund's portfolio. It does not constitute a recommendation to invest in these instruments. The information presented in this document is based on market data at a given moment and may change without prior notice. Past performances do not guarantee future results. This document does not contain all the necessary and sufficient information to make an investment decision. Before any subscription of the product referred to in this document, the investor must read all the information contained in the regulatory documentation of the product, in particular, if applicable, the Key Information Document and the Prospectus, available on request from his advisor and Société Générale Investment Solutions (France) and available, if applicable, on the Société Générale Investment Solutions (France) website https://www.investmentsolutions.societegenerale.fr. In particular, we invite you to take note of the costs and charges of the fund, which have a negative impact on its performance, as well as the risk factors specific to the product. The potential investor must also ensure that the product is compatible with its financial situation, investment objectives, knowledge and experience in financial instruments, its degree of acceptance of the risk and its ability to bear the risk losses and its preferences regarding the sustainability of financial products. Consequently, Société Générale Investment Solutions (France) cannot be held liable, directly or indirectly, for any consequences, in particular financial consequences, resulting from transactions in financial instruments concluded on the basis of this document alone, which does not replace the regulatory documents and the fund's periodic information documents. This product may be subject to restrictions with regard to certain persons or in certain countries under national regulations applicable to said persons or in said countries. In particular, it may not be offered or sold, directly or indirectly, for the benefit of or on behalf of a U.S. person as defined in Regulation S and/or FATCA. You should ensure that you are authorized to subscribe to this product. This document has been issued Société Générale Investment Solutions (France). It may not be communicated and may not be reproduced in whole or in part, to a third party (except your own adviser subject to confidentiality obligation) without Société Générale Investment Solutions (France)'s prior written consent. Société Générale Investment Solutions (France), a portfolio management company approved by the Autorité des marches financiers under number GP-06000029, S.A.S with a capital of € 2,000,000, headquartered in 29 Boulevard Haussmann, 75 009 Paris, registered in the Paris Trade and Companies Register under number 450 777 008 and registered with ORIAS as an insurance intermediary under number 24007754. Further details are available on the Société Générale Investment Solutions (France) website: https://www.investmentsolutions.societegenerale.fr. N°ADEME: FR231725_01YSGB