

INVESTMENT OBJECTIVE

The investment objective of SOLYS - Allegro World (the "Sub-Fund") is to generate performance over a long-term horizon by exploiting investment opportunities on the international equity markets, while providing a fixed stream of distribution. There is no pertinent or relevant benchmark index for the Sub-Fund, due to its actively managed investment strategy. Investor may however choose to use the Solactive GBS CW DM International Large & Mid Cap EUR Index NTR (SCWEUJEN) for indicative ex-post-performance comparison purposes. The Index includes the large and mid-cap segments covering approximately the largest 85% of the free-float market capitalization in the US, Europe and JP and combines the three sub regions based on a custom weighting (50% Europe, 40% US and 10% JP).

The Fund is actively managed, the equity exposure may significantly deviate from the components of the Solactive GBS CW DM International Large & Mid Cap EUR Index. The fund is article 6 of SFDR. The Portfolio exposure to each of the tree (3) following indices (at least 50% of Euro Stoxx 50 Price EUR Index (SX5P); Nikkei 225 (NKY Index); and the (S&P 500 Index (SPX Index) will be predominantly weighted in accordance with (the "Methodology") developed by the Management Company. The Management Company retains discretion to deviate from such Methodology on an exceptional basis. The Portfolio consists primarily of financial futures positions rolled on financial indices. Rolled financial futures composing the Portfolio will be selected by a proprietary methodology designed by the Management Company which relies on a financial analysis that ranks the instruments of the Investment Universe. Portfolio will be rebalanced monthly respecting the methodology. However, the Management Company may decide to rebalance the Portfolio at any time at its discretion (the "Rebalancing Date"). In order to mitigate risks or enhance the Sub-Fund's performance, the exposure of the Fund to equity markets through the Portfolio may vary between 0% and 200% on a weekly basis at least. As a result, the exposure may drift between such adjustments.

The Fund activated share class distributes a fixed dividend of EUR 5 per fund unit per year, divided into 12 identical monthly payments.

PERFORMANCE SINCE INCEPTION

DUE TO MIFID II REGULATION, FUND PERFORMANCES ARE NOT DISPLAYED IN THIS DOCUMENT.

Performance	MTD	YTD	3 Months	6 Months	1 Year	3 Years	Since Launch
■ ALLEGRO WORLD Class I (EUR)	-	-	-	-	-	-	-
■ Solactive GBS CW DM International Large	-6.01%	-1.40%	-1.40%	-	-	-	0.79%

PAST PERFORMANCE DOES NOT REFLECT FUTURE PERFORMANCE

The performance of ALLEGRO WORLD Class I above is the NAV of Class I plus dividend, to be consistent with the Solactive GBS (EUR) index, which are being shown as 'dividends reinvested'.

*Solactive GBS CW DM International Large

5 best performing	Allocation	Perf. MTD*	Perf. YTD*	Contr. MTD	Contr. YTD
S&P 500 Index	40.00%	-6.58%	-7.48%	-2.19%	-3.03%
S&P 500 Index	50.00%	-9.64%	-3.79%	-7.54%	-2.61%
S&P 500 Index	10.00%	-11.46%	3.40%	-1.69%	-0.13%

*Performances are calculated in portfolio currency

5 worst performing	Allocation	Perf. MTD*	Perf. YTD*	Contr. MTD	Contr. YTD
S&P 500 Index	10.00%	-11.46%	3.40%	-1.69%	-0.13%
S&P 500 Index	50.00%	-9.64%	-3.79%	-7.54%	-2.61%
S&P 500 Index	40.00%	-6.58%	-7.48%	-2.19%	-3.03%

*Performances are calculated in portfolio currency

CHARACTERISTICS

Legal structure

SICAV

Class

I

Currency

EUR

Inception date of the share class

9th October 2025

Dividend

Distribution

Management company

SG IS (FRANCE)
(Groupe SOCIETE GENERALE)

Custodian

SOCIETE GENERALE LUXEMBOURG

ISIN

LU3040331186

Minimum deposit

1,000 EUR

Minimum followup deposit

-

Issue fee/Exit fee

Up to 5% / Up to 1%

Management and administrative fees

0.71%

Performance fee

-

Liquidity

Daily

KEY FACTS

Fund net asset value (M EUR)

9.44 Mio. EUR

Performance annualized*

-

Leverage

1.28

All performances are calculated on the basis of official net asset values net of fees.

*Since inception

RISK INDICATORS

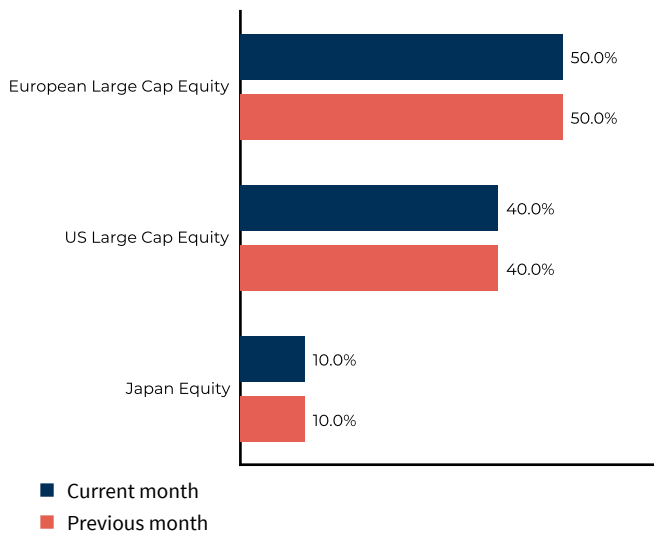
	Since inception Class*
Volatility	21.60%
Sharpe Ratio	-0.46
Maximum Drawdown	-13.15%
Beta	1.66

*Since inception

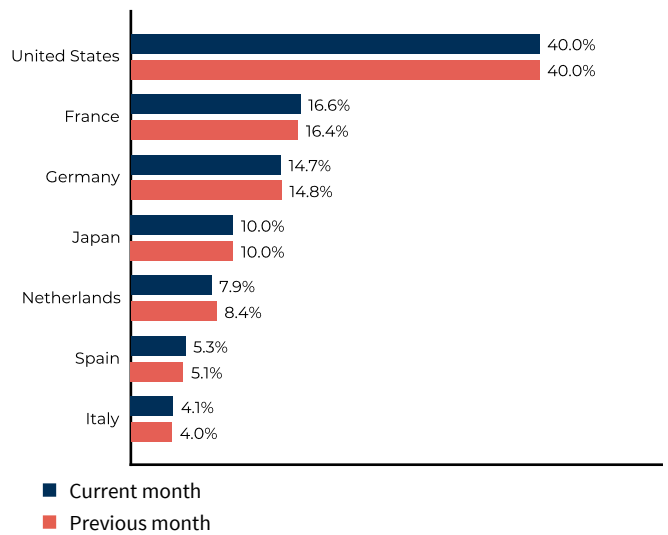
MONTHLY PERFORMANCES OF THE FUND

DUE TO MIFID II REGULATION, FUND PERFORMANCES ARE NOT DISPLAYED IN THIS DOCUMENT.

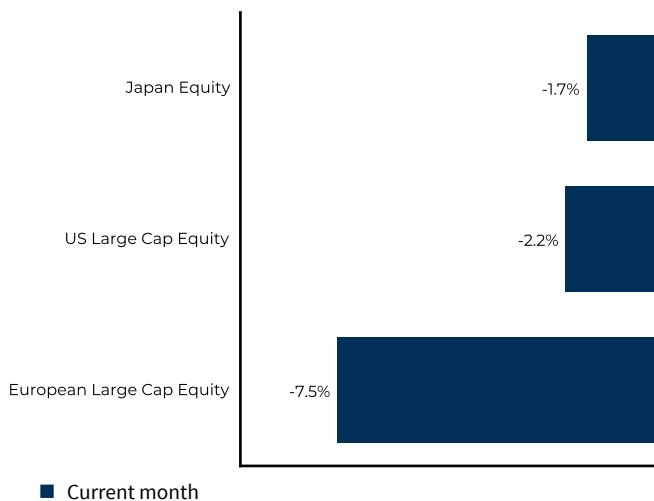
SECTOR ALLOCATION



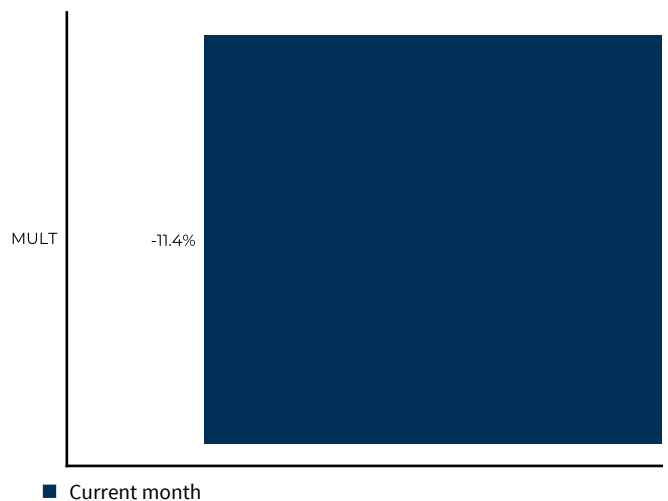
GEOGRAPHIC ALLOCATION



MONTHLY CONTRIBUTIONS PER SECTOR



MONTHLY CONTRIBUTIONS PER REGION



MONTHLY COMMENT

The month of March was heavily marked by the conflict in the Middle East and the closure of the Strait of Hormuz, reigniting tensions in hydrocarbon markets. Oil has been at the heart of the crisis, with significant volatility: Brent surged by 46% in March (+70% YTD) and WTI by 56% (+78% YTD), rekindling fears of a renewed wave of global inflation.

In the United States, the first activity indicators for March—the Purchasing Managers' Index (PMI)—signal a slight slowdown. The composite index fell by 0.5 points compared with February, reaching 51.4, while still remaining in expansion territory.

U.S. consumer inflation (CPI) for February remained stable compared with January, at 2.4%, and 2.5% for core inflation. At its March 18 meeting, the Federal Reserve kept its policy rates within the 3.50% to 3.75% range. Market expectations shifted considerably over the month, moving from anticipating two rate cuts to expecting one rate hike by year-end.

In the euro area, the PMI survey also points to a slowdown in activity. The composite index declined from 51.9 in February to 50.5 in March, but this drop stems mainly from services, while the manufacturing sector improved slightly. Eurozone inflation reached 2.5% in March, a 0.6point increase compared with February, surpassing the European Central Bank's (ECB) 2% target. The ECB is maintaining its policy rate at 2.00% for now but stated it is ready to act if inflationary pressures persist. The institution also revised its growth forecast downward—to 0.9% for 2026 (-0.3 points compared with December)—and its inflation forecast upward (+2.6%). As in the U.S., market expectations shifted significantly, with investors now anticipating three rate hikes over the course of the year. In this turbulent context, equity markets experienced a sharp correction and turned negative. In March, U.S. indices posted heavy losses: -5.5% for the S&P 500 and -5.17% for the Nasdaq 100. In the euro area, which is more sensitive to energy-related tensions, rising prices have weighed even more on markets: the EUROSTOXX fell by more than 8%, the CAC 40 by 9%, the DAX by 10%, and the IBEX by 7%.

DISCLAIMER

This document has been prepared for informational purposes only and has no contractual value. It is not intended to provide an investment service and does not constitute an offer, or a solicitation of an offer, or a personalized recommendation to buy or sell any financial instrument or service. It does not constitute legal, accounting or tax advice from Société Générale Investment Solutions (France). The reference to certain financial instruments, if any, is given by way of illustration to highlight certain financial instruments present or that have been present in the fund's portfolio. It does not constitute a recommendation to invest in these instruments. The information presented in this document is based on market data at a given moment and may change without prior notice. Past performances do not guarantee future results. This document does not contain all the necessary and sufficient information to make an investment decision. Before any subscription of the product referred to in this document, the investor must read all the information contained in the regulatory documentation of the product, in particular, if applicable, the Key Information Document and the Prospectus, available on request from his advisor and Société Générale Investment Solutions (France) and available, if applicable, on the Société Générale Investment Solutions (France) website <https://www.investmentsolutions.societegenerale.fr>. In particular, we invite you to take note of the costs and charges of the fund, which have a negative impact on its performance, as well as the risk factors specific to the product. The potential investor must also ensure that the product is compatible with its financial situation, investment objectives, knowledge and experience in financial instruments, its degree of acceptance of the risk and its ability to bear the risk losses and its preferences regarding the sustainability of financial products. Consequently, Société Générale Investment Solutions (France) cannot be held liable, directly or indirectly, for any consequences, in particular financial consequences, resulting from transactions in financial instruments concluded on the basis of this document alone, which does not replace the regulatory documents and the fund's periodic information documents. This product may be subject to restrictions with regard to certain persons or in certain countries under national regulations applicable to said persons or in said countries. In particular, it may not be offered or sold, directly or indirectly, for the benefit of or on behalf of a U.S. person as defined in Regulation S and/or FATCA. You should ensure that you are authorized to subscribe to this product. This document has been issued Société Générale Investment Solutions (France). It may not be communicated and may not be reproduced in whole or in part, to a third party (except your own adviser subject to confidentiality obligation) without Société Générale Investment Solutions (France)'s prior written consent. Société Générale Investment Solutions (France), a portfolio management company approved by the Autorité des marchés financiers under number GP-06000029, S.A.S with a capital of € 2,000,000, headquartered in 29 Boulevard Haussmann, 75 009 Paris, registered in the Paris Trade and Companies Register under number 450 777 008 and registered with ORIAS as an insurance intermediary under number 24007754. Further details are available on the Société Générale Investment Solutions (France) website: <https://www.investmentsolutions.societegenerale.fr>. N°ADEME: FR231725_01YSGB